

Simple ideas, simple businesses

Seeking to build long-term wealth by finding and exploiting investment anomalies around the world

Global Companies Fund	Inception date	Exit price (\$ cum)	1 Month	3 Months	1 Year	3 Years pa	5 Years pa	7 Years pa	10 Years pa	Since inception pa
Fund performance	10-1998	6.0807	1.5%	13.4%	10.4%	20.2%	16.6%	14.5%	12.6%	10.0%
MSCI World Net Total Return Index (AUD)			4.5%	11.2%	24.7%	13.6%	13.6%	12.7%	12.2%	6.2%

Growth of AUD \$100,000

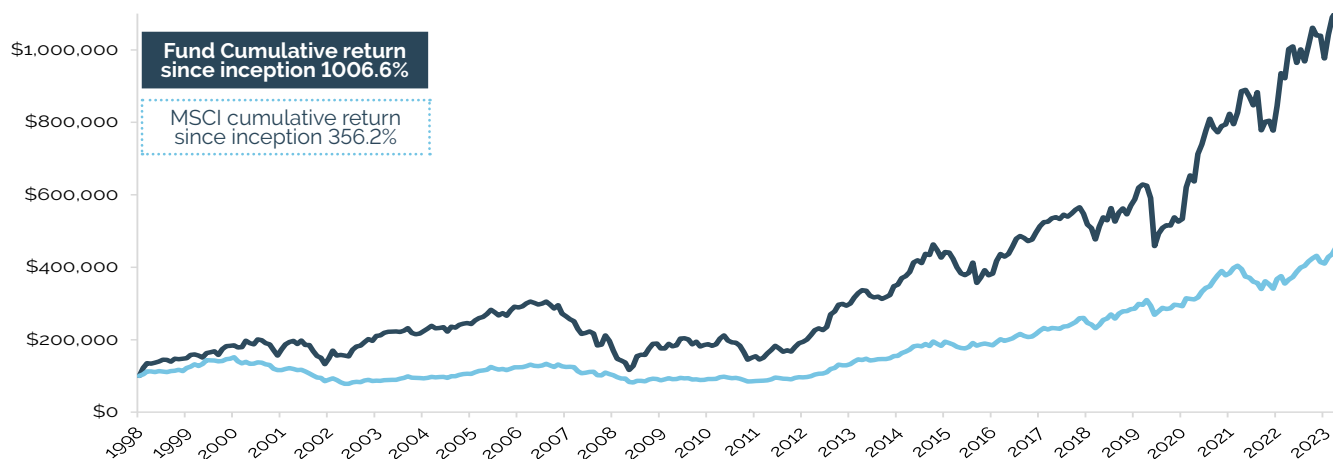

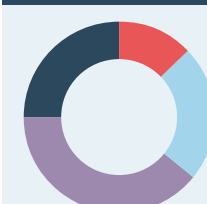


Chart reflects Fund growth net of actual fees. Calculations are based on exit price with distributions reinvested, after ongoing fees and expenses but excluding individual tax. Fund Inception 28 October 1998. These figures represent past performance only. No guarantees exist of future returns above or below these figures. Past performance is no indication of future performance. Neither PM Capital Limited nor any other person makes any representation as to the future performance or success of, the rate of income or capital return from, recovery of money invested in, or income tax or other taxation consequences of, any investment in the Fund.

Portfolio investment theme	Weighting	Current stock example	Domicile of listing [^]
Domestic Banking - Europe	21%	ING Groep	 <ul style="list-style-type: none"> North America 39% Europe 35% United Kingdom 9% Australia 9% Asia (Ex-Japan) 8%
Commodities - Energy	15%	Shell	
Commodities - Industrial metals	15%	Freeport-McMoRan Copper	
Domestic Banking - USA	12%	Bank of America	
Industrials	12%	Siemens	
Gaming	10%	Wynn Resorts	
Alternative Investment Managers	6%	Apollo Global Management	
Housing Ireland & Spain	5%	Cairn Homes	
Other	7%		
Long Equity Position	103%		
Direct Short Position	-3%		Investments by Market Capitalisation (USD)[*]  <ul style="list-style-type: none"> Mega (>\$100bn) 25% Large (<\$100bn) 39% Medium (<\$30bn) 23% Small (<\$5bn) 13%
Index Short Position	-2%		
Net invested equities	98%		
Total holdings	40		

^{**}Stated at effective value.

[^] 'Domicile of Listing' represents the location of stock exchange listing of each entities' head office.

^{*} Breakdown of portfolio's long equity holdings into market cap. bands.

Fund commentary

- Positive contributors to performance during January included alternative asset manager Apollo Global, Chinese oil producer CNOOC and sports and gaming platform provider Flutter Entertainment.
- Detractors to monthly performance included Lloyds Bank, Newmont Mining and copper miners such as Teck Resources.
- The Fund initiated a new position in pharmaceutical company Royalty Pharma, which we will write more about in due course. The Fund added to its position in Newmont and Teck Resources, as well as its short position in Commonwealth Bank.
- The Fund trimmed its position in Airbus following strong stock price performance as competitor Boeing faced further scrutiny on its 737 Max planes. The Fund also wrote calls over the position in metallurgical coal miner Arch Resources which would see the Fund exit its position should the stock continue to rise.
- Our Australian dollar position was also a negative contributor as the US dollar strengthened.
- The gross equity position at month's end closed at 103%, with a net equity position of 98%.

Top 10 stocks	
Stock name	GICS Sector
Allied Irish Bank	Banks
Apollo Global Management	Alternative Investment Managers
Bank of America	Banks
Caixa Bank	Banks
CNOOC	Energy
ING Groep	Banks
Shell	Energy
Siemens	Industrial
Teck Resources	Metals & Mining
Wynn Resorts	Consumer Services

PM Capital Limited, founded in 1998, is a globally-focussed fund manager that invests money on behalf of private clients, the clients of financial advisers and institutions. PM Capital's goal is to build long-term wealth by investing in global markets with patience and conviction.

Further Information

www.pmcapital.com.au T: +61 2 8243 0888 E: pmcapital@pmcapital.com.au

Representative contacts - Business Development Managers

John Palmer T: +61 447 471 042 E: jpalmer@pmcapital.com.au
Nicholas Healey T: +61 447 814 784 E: nhealey@pmcapital.com.au

Key Fund Details

Fund category

Global equities

Investment style

Fundamental, bottom-up research intensive approach

Inception date

28 October 1998

Fund size

\$771.7 million

Strategy size

\$1,987.2 million

Number of stocks

As a guide, 25-45 stocks

Minimum direct investment

\$20,000

Recommended investment time

Seven years plus

Fees (pa)

Mgmt fee: 1.09% Perf. fee: 20% (subject to a high water mark) of the excess above the greater of the RBA cash rate and MSCI World Net Return Index (AUD).

Buy/sell spread

0.5% (Round trip)

Investor profile

The Fund may be appropriate for investors seeking capital appreciation over a seven plus year investment horizon.

Important Notice

This Report is issued by PM Capital Limited ABN 69 083 644 731 AFSL 230222 as responsible entity for the PM Capital Global Companies Fund (ARSN 092 434 618, the 'Fund'). It contains summary information only to provide an insight into how we make our investment decisions. This information does not constitute advice or recommendations, and is subject to change without notice. It does not take into account the objectives, financial situation or needs of any investor which should be considered before investing. Investors should consider the Target Market Determinations and the current Product Disclosure Statement (which available from us), and obtain their own financial advice prior to making an investment decision. The PDS explains how the Fund's Net Asset Value is calculated. Past performance is not a reliable guide to future performance and the capital and income of any investment may go down as well as up due to various market forces. The investment objective is not a forecast, and is only an indication of what the investment strategy aims to achieve over the medium to long term. The Index is the MSCI World Net Total Return Index in Australian dollars, net dividends reinvested. See www.msci.com for further information on the Index. Address: Level 11, 68 York Street, Sydney, NSW 2000